

edge[®]

pH • EC • DO



 **HANNA[®]**
instruments

pH



- Resolution selectable from 0.01 and 0.001 pH
- Range -2.000-16.000 pH
- Accuracy ± 0.002 pH
- Data logging
 - Manual log on demand
 - Manual log on stability
 - Interval logging
- Temperature readout ($^{\circ}\text{C}$ or $^{\circ}\text{F}$)
- Automatic Temperature Compensation
- CAL-CHECK[®] Indicators:
 - Probe condition
 - Response time
 - Check buffer
 - Clean electrode
- Sensor Check Indicators:
 - Broken electrode
 - Clogged junction
- GLP data
 - Records date, time, offset, slope and buffers used during calibration
- 5 point calibration
 - A choice of 7 pre-programmed buffers plus 2 selectable custom buffers
- Calibration tag on screen
 - Identifies buffers used for current calibration
- Calibration expiration warning


edge[®]

Conductivity

- Four ring potentiometric probe
 - Covers all ranges from 0.00 $\mu\text{S}/\text{cm}$ to 500 mS/cm (absolute EC)
- Accuracy
 - $\pm 1\%$ of the reading \pm (0.05 $\mu\text{S}/\text{cm}$ or 1 digit, whichever is greater)
- Calibration
 - Offset (0 $\mu\text{S}/\text{cm}$) and cell factor calibration
 - Choice of 5 standards
- Auto-ranging or manual range selection
- EC, TDS, and Salinity reading modes
- Temperature compensation
 - Automatic
 - NoTC (absolute)
- GLP data
 - Records date, time, offset, and cell constant value (K)
- Adjustable EC to TDS conversion factor
- Adjustable temperature correction coefficient

Dissolved Oxygen

- Clark type polarographic probe with replacement membrane cap
- Ranges:
 - 2.00 - 45.00 mg/L (ppm)
 - 0.0 - 300.0 % oxygen saturation
- Accuracy $\pm 1.5\%$ full scale
- Calibration at 1 or 2 points 0% and 100% (air)
- Automatic temperature compensation from 0 - 50 °C
- GLP data
 - Records date, time, calibration standards, altitude value and salinity value
- Altitude compensation -500 - 4000 meters
- Salinity compensation 0 - 40g/L



0

footprint

0.5

inch thick

8.8

oz. weight

8

hours battery life

5.5

inch display

2

USB ports

edge[®] pH • EC • DO

Hanna Instruments is proud to introduce the world's most innovative pH meter... edge[®].

edge is thin and lightweight, measuring just 1/2" thick and weighing less than 9 ounces. edge has an incredibly wide viewing angle, 5.5" LCD and a sensitive capacitive touch keypad.

edge measures pH, conductivity and dissolved oxygen through its unique digital electrodes. These digital electrodes are auto-recognized. Providing sensor type, calibration data and a serial number, and they connect to edge with an easy to plug-in 3.5mm connector. edge's versatile design is equally at home in your hand, on a lab bench or mounted on a wall. edge simplifies measurement, configuration, calibration, diagnostics, logging and transferring data to a computer or a USB drive.

edge features Hanna's exclusive CAL-CHECK[®] to warn you if the electrode you are using is not clean or if your buffers are contaminated during calibration. We have also added to CAL-CHECK[®] for sensors with matching pin: now it warns you if the pH bulb is cracked, and if the junction of the electrode is compromised.

edge is the culmination of Hanna's vision, design capabilities, integrated production facilities, and world class R&D teams. With edge, Hanna has set the new standard!



Two USB Ports

edge includes one standard USB for exporting data with a flash drive. edge also includes one micro USB port for you to connect to a computer for file export and for charging your edge when the cradle is not available.



Large, Easy to Read LCD

edge features a 5.5" LCD display that you can clearly view from over 5 meters. The large display and its wide 150° viewing angle provide one of the easiest to read LCD's in the industry.



Clear, Full Text Readout

edge features clear, full text guides displayed on the bottom of the screen. There is no need to decipher scrambled abbreviations or symbols; these helpful messages guide you through every process quickly and easily.



Great Design

edge is incredibly thin and lightweight, measuring just 1/2" thick and weighing just 8.8 ounces.



Capacitive Touch Buttons

edge features a capacitive touch keypad that gives a distinctive, modern look. Since the keypad is part of the screen, your buttons can never get clogged with sample residue. The up and down keys move faster when continuously held (ideal for scrolling through numerous logs).




Cradle and Electrode Holder

edge is equipped with a benchtop cradle with an adjustable swivel electrode holder to charge and hold the edge securely in place at the optimum viewing angle.



Basic mode

You can use edge in Basic Mode, ideally for routine measurements for a simplified screen and features.



GLP

Data of the last calibration you perform is stored in the sensor: electrode's offset, slope, date, time and buffer/standards. When any sensor (pH, EC, or DO) is connected to the edge, GLP data is automatically transferred.



CAL-CHECK®

edge features Hanna's exclusive CAL-CHECK to warn you if the bulb of the electrode is not clean or if the buffers are contaminated during calibration.



Zero Footprint

Using the wall mount cradle (included), edge can be placed on a wall, leaving zero footprint on the benchtop space. The cradle has a built in connector to power edge and charge its batteries. edge's zero footprint is designed to save you valuable benchtop space.



Data Logging

edge allows you to store up to 1000 log records of data. Data sets include readings, GLP data, date and time.



Sensor Check (only HI 12301 and HI 11311)

When used with Hanna's electrodes equipped with a matching pin, edge constantly checks the impedance of the pH measuring electrode to notify you in real time in the event of glass breakage. During calibration, Sensor Check checks the state of the junction. The reference junction is also evaluated and reported on the display.




3.5 mm Probe Input

Plugging an electrode in has never been simpler, no alignments, no broken pins, just connect the 3.5 mm plug and get started.



Digital Smart Electrodes

The electrodes used with edge are nearly as advanced as the edge itself: featuring a built-in microchip that stores sensor type, ID, and calibration information that is automatically retrieved by edge once the electrode is plugged in.



Stored pH calibration information includes: calibrated buffers, date, time, offset and slope characteristics of the electrode. Conductivity calibration information includes: calibrated conductivity standards, date, time, and cell constant of the sensor. Dissolved oxygen calibration information includes: standards used for calibration, date, time, altitude and salinity correction.

These digital electrodes also feature an easy to plug in 3.5 mm connector so you never have to worry about the right angle or aligning pin settings.



Technical Specifications

Specifications

pH	Range	Basic: -2.00 to 16.00 pH; ± 1000.0 mV Standard: -2.00 to 16.00 pH, -2.000 to 16.000 pH; ± 1000 mV		
	Resolution	Basic: 0.1 mV Standard: 0.01 pH; 0.001 pH		
	Accuracy (@25°C/77°F)	± 0.01 pH; ± 0.002 pH; ± 0.2 mV		
	Calibration Points	5 in Standard; 3 in Basic		
	Calibration Buffers	standard mode: 1.68, 4.01, 6.86, 7.01, 9.18, 10.01, 12.45 and two custom buffers basic mode: 4.01, 6.86, 7.01, 9.18, 10.01		
	Temperature Compensation	ATC (-5.0 to 100.0°C; 23.0 to 212.0°F)*		
	Electrode Diagnostics	Standard: probe condition, response time and out of calibration range, glass and reference junction diagnostics (HI 11311 & HI 12301 only)		
EC	Range	EC	TDS	Salinity
		0.00 to 29.99 $\mu\text{S/cm}$; 30.0 to 299.9 $\mu\text{S/cm}$; 300 to 2999 $\mu\text{S/cm}$; 30.0 to 200.0 mS/cm; up to 500.0 mS/cm (absolute EC)**	0.00 to 14.99 mg/L (ppm); 15.0 to 149.9 mg/L (ppm); 150 to 1499 mg/L (ppm); 1.50 to 14.99 g/L; 15.0 to 100.0 g/L; up to 400.0 g/L (absolute TDS)**; with 0.80 conversion factor	0.0 to 400.0 % NaCl; 0.01 to 42.00 PSU; 0.0 to 80.0 g/L
	Resolution	0.01 $\mu\text{S/cm}$; 0.1 $\mu\text{S/cm}$; 1 $\mu\text{S/cm}$; 0.01 mS/cm; 0.1 mS/cm	0.01 mg/L (ppm); 0.1 mg/L (ppm); 1 (ppm) 0.01 g/L; 0.1 g/L (0.8 TDS factor)	0.1 % NaCl; 0.01 PSU; .01 g/L
	Accuracy (@25°C/77°F)	$\pm 1\%$ of reading $\pm (0.5 \mu\text{S}$ or 1 digit, whichever is greater)	$\pm 1\%$ of reading $\pm (0.03$ ppm or 1 digit, whichever is greater)	$\pm 1\%$ of reading
	Calibration	1 point offset calibration (0.00 $\mu\text{S/cm}$ in air); 1 point slope calibration in EC standard 84 $\mu\text{S/cm}$, 1413 $\mu\text{S/cm}$, 5.00 mS/cm, 12.88 mS/cm, 80.0 mS/cm and 118.8 mS/cm	through EC calibration	1 point with HI 7037L 100% NaCl sea water standard (other scales through EC calibration)
	Temperature Compensation	noTC, ATC (-5.0 to 100.0°C; 23.0 to 212.0°F)		
	TDS Factor	0.40 to 0.80		
DO	Range	0.00 to 45.00 ppm; 0.0 to to 300.0 % saturation		
	Resolution	0.01 ppm; 0.1 % saturation		
	Accuracy	$\pm 1.5\%$ of reading ± 1 digit		
	Calibration Points	one or two points at 0% (HI 7040 solution) and 100% (in air)		
	Temperature Compensation	ATC (0 to 50°C; 32.0 to 122.0 °F)*		
	Salinity Compensation	0 to 40 g/L (with 1 g/L resolution)		
	Altitude Compensation	-500 to 4000 m (with 100 m resolution)		
Temperature	Range	-20.0 to 120.0°C; -4.0 to 248.0°F		
	Resolution	0.1°C; 0.1°F		
	Accuracy	$\pm 0.5^\circ\text{C}$; $\pm 0.9^\circ\text{F}$		
Additional Specifications	Logging	stores up to 1000 records: 200 records (log-on-demand and stability logging); 600 records interval logging		
	Connectivity	1 USB port for storage; 1 micro USB port for charging and PC connectivity		
	pH Electrode (included)	HI 11310 glass body pH electrode with 1/8" (3.5mm) connector and 1 m (3.3') cable		
	Environment	0 to 50°C (32 to 122°F); RH max 95% non-condensing		
	Power Supply	5 VDC adapter (included)		
	Dimensions	202 x 140 x 12.7mm (8" x 5.5" x 0.5")		
	Weight	250 g (8.82 oz.)		

* temperature limits will be reduced to actual probe/sensor limits

** with temperature compensation function disabled

Ordering Information

Electrodes

edge® is available in 3 configurations: pH, EC and DO

All Kits Include:



Benchtop docking station with electrode holder

Wall-mount cradle

USB cable

5 VDC power adapter

Instruction manual

In addition to these components, the following items are also included:

The pH kit HI 2020-01 (115V) and HI 2020-02 (230V) also includes:



HI 11310 Glass body, refillable pH electrode with temperature sensor

2 sachets of pH 4 buffer solutions

2 sachets of pH 7 buffer solutions

2 sachets of pH 10 buffer solutions

Electrode cleaning solutions

Quality certificate

The EC kit HI 2030-01 (115V) and HI 2030-02 (230V) also includes:



HI 763100 Conductivity probe

3 sachets of 1413 µS/cm conductivity standard

3 sachets of 12880 µS/cm conductivity standard

Quality certificate

The DO kit HI 2040-01 (115V) and HI 2040-02 (230V) also includes:



HI 764080 Dissolved Oxygen electrode

HI 70415 Refill electrolyte solution

2 DO membrane caps

2 DO membrane cap o-rings

Quality certificate



HI 11310
Single ceramic, double junction, refillable pH electrode with temperature sensor
Recommended for laboratory and general purpose

HI 11311
Single ceramic, double junction, refillable pH electrode with temperature sensor and matching pin
Recommended for laboratory and general purpose

HI 12300
Double junction, gel filled, PEI body, pH electrode with temperature sensor
Recommended for field applications

HI 12301
Double junction, gel filled, PEI body, pH electrode with temperature sensor and matching pin
Recommended for field applications

HI 10530
Triple ceramic, single junction, low temperature glass, refillable pH electrode with conical tip and temperature sensor
Recommended for fats and creams, and soil samples

HI 10430
Single ceramic, double junction, high temperature glass, refillable pH electrode with double junction
Recommended for paints, solvents, strong acids and bases, high conductivity samples, and Tris buffer

HI 763100
Conductivity electrode with temperature sensor
Recommended for general purpose

HI 764080
Dissolved Oxygen electrode with temperature sensor
Recommended for general purpose